

Name: \_\_\_\_\_

Due  
Date:

Review this page for three days and return for a reward!



11/2

Day 1 Parent Signature: \_\_\_\_\_

Day 2: \_\_\_\_\_

Day 3: \_\_\_\_\_

Name these letters:

M	r	C	m	t	S	p	s	R	n	r	T	m
t	N	R	n	c	M	s	P	n	p			

Say the sound for each of these letters:

M	p	S	N	c	R	T	r	t	C	s
			n	P	m					

Words to know by sight: have your student read the following words. Try to use each word in a sentence. You may start the sentence for your child.

I	can	a	my	the	go	to
---	-----	---	----	-----	----	----

Have students read the following sentences more than once.

(From their reader *Can I Go?*.)

I am Nat. Can I go to school? I can go. I am Pam. Can I go to school? I can go. I am at school.
---




## Personal Timeline

Next week in social studies, we will be talking about timelines.

Timelines are a great way to track changes that happen over a period of time. You and your child will create a timeline of their life so far.

There are 5 boxes for you to fill in together. In these boxes, you can put a special event, fun memory, or anything else that has been important in your child's life so far. Please draw or attach a picture in the top box, a year in the little middle box, and write a little bit about it with your child.

Point to the picture, say the name of the picture, and have students name the **sound** at the beginning of the word. (Ex: 1<sup>st</sup> Picture /a/ sound for the picture of the apple.) Pictures are: apple, rat, pocket, ball, lips, tricycle.



Ask the following questions: (This is a great activity to do all throughout the week for lots of words.)

1. What sound do you hear at the beginning of - hair?
2. What sound do you hear at the beginning of - fun?
3. What sound do you hear at the beginning of - smile? (/sm/)
4. Do a few more things you see around the house...

