

Name: _____

Due
Date

10/
12

Review this page for three days and return for a reward!



Day 1 Parent Signature: _____

Day 2: _____

Day 3: _____

Name these letters:

M	r	m	t	S	p	s	R	n	r	T	m	t
				N	R	n	M	s	P	n	p	

Say the sound for each of these letters:

M	p	S	N	R	T	r	t	s	n	P	m
---	---	---	---	---	---	---	---	---	---	---	---



Words to know by sight: Have your student read the following words. Try to use each word in a sentence. You may start the sentence for your child.

I	a	my	the
---	---	----	-----

Stand up. If the following word begins with the /n/ sound, turn around in a circle. If it has the /p/ sound, sit down. (Note: This is a listening activity. Your child should not look at the printed word during this activity.)

nap	poodle
pop	napkin
nod	pencil
noodle	no
paper	popcorn


Point to the picture, say the name of the picture, and name the sound at the beginning of the word. (Ex: 1st Picture /n/ sound for the picture of the nest.) Pictures are: nest, tipi, rabbit, spaghetti, popcorn, merry-go-round.















Ask the following questions: (This is a great activity to do all throughout the week for lots of words.)

1. What sound do you hear at the beginning of - tail?
2. What sound do you hear at the beginning of - Mom?
3. What sound do you hear at the beginning of - people?
4. What sound do you hear at the beginning of - rat?
5. What sound do you hear at the beginning of - Sam?
6. What sound do you hear at the beginning of - nice?

Pumpkin Patch Match



Directions: Cut out the numbers at the bottom. Count the circles. Glue the correct number next to each set.



K.CC.A.1, K.CC.A.3, K.CC.B.4, & K.CC.B.5

Teacher Tam 

3

4

5

6

7

8