

Name: \_\_\_\_\_

Due Date 10/5

Review this page for three days and return for a reward!



Day 1 Parent Signature: \_\_\_\_\_

Day 2: \_\_\_\_\_

Day 3: \_\_\_\_\_

Name these letters and say the sound each makes:

M m S s R r T t

Practice writing these letters in the air more than one time:

M m S s R r T t





Words to know by sight: Try to use each word in a sentence. You may start the sentence for your child.

I a my

If the following word begins with the /t/ sound, give a thumbs-up signal. If not, give a thumbs-down signal. (Parents, this is a listening activity. Your child should not look at the printed word during this activity.)


toe	team	tree
tooth	tricycle	toy
Todd	turtle	apple
rug	song	top
tiger	tall	ball

Point to the picture, say the name of the picture, and name the sound (not the letter name) at the beginning of the word. (Ex: 1<sup>st</sup> Picture /r/ sound for the picture of the robot.) Pictures are: robot, trees, rainbow, machine, soup, top.




Ask the following questions: (This is a great activity to do all throughout the week for lots of words.)

1. What sound do you hear at the beginning of - toast?
2. What sound do you hear at the beginning of - rabbit?
3. What sound do you hear at the beginning of - sister?
4. What sound do you hear at the beginning of - munch?



Color the pictures that begin with Tt.



my  
name


Name: \_\_\_\_\_

# Pattern

Color the crayon to show what color crayon A will be:



Color the crayon to show what color crayon B will be:



Choose 2 new colors and repeat making a new AB pattern:

