

Name: \_\_\_\_\_

9/25

Review this page for three days and return for a reward!



Day 1 Parent Signature: \_\_\_\_\_

Day 2: \_\_\_\_\_

Day 3: \_\_\_\_\_

Name these letters and say the sound each makes:

M m S s R r

Practice writing these letters in the air more than one time : Uppercase M - Straight line down. Go to the top of this line. Slanted line down. Slanted line up. Straight line down again. Lowercase m - Straight line down. Go to the top of the line and curve down. Go up again and curve down again. Uppercase S - Curve left and down, then right. Do the same for lowercase s.

M m S s R r



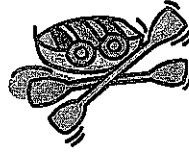
Words to know by sight: Try to use these words in sentences. You may start the sentence for the child. "I like \_\_\_\_\_." "I saw a \_\_\_\_\_."

I a

If the following word begins with the /s/ sound, smile really big! If it begins with the /r/ sound, roar like a lion. (Parents, you will read the words to your child. Your child will listen, but will not look at the printed word.)

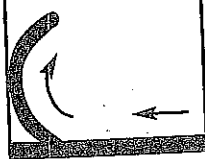
row	socks	rib
suds	role	run
rod	scissors	Susan
sunshine	rub	song
ring	sell	sip

Point to the picture, say the name of the picture, and name the sound at the beginning of the word. (Ex: 1<sup>st</sup> Picture /r/ sound for the picture of the ring.) Pictures are: ring, snowman, rowboat, monkey, sock, ribs.



Ask the following questions: (This is a great activity to do all throughout the week for lots of words.)


1. What sound do you hear at the beginning of - movie?
2. What sound do you hear at the beginning of - soup?
3. What sound do you hear at the beginning of - rooster?



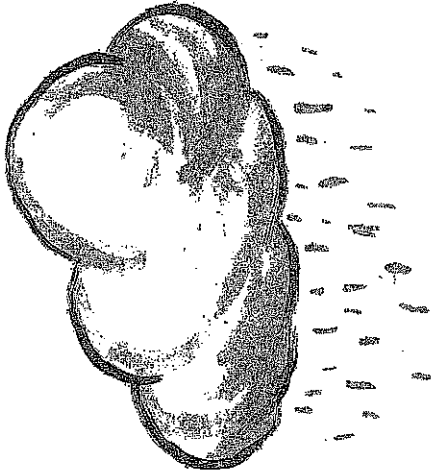

swim up  
and over



dive down



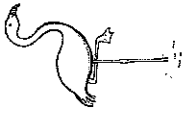
Start on the dot. Trace and copy r.



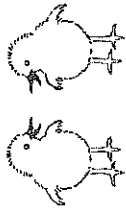
rain

# Numbers for Me


I can write 1 to 10.



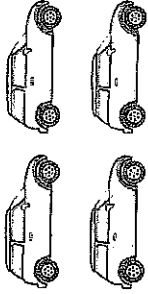
1.



2.




3.




4.




5.




6.



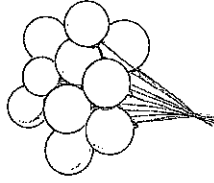
7.



8.



9.



10.